

Installation manual

CheckWatt CM10 and Pixii växelriktare

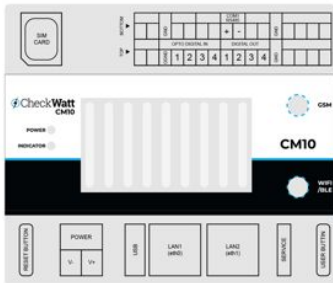
PowerShaper2

Updated 2024-06-12

Installation of CheckWatt CM10 and Pixii cabinet should be done according to the respective installation manuals. The following documentation specifically describes how communication is established between CheckWatt CM10 and Pixii cabinet.

Communication between CM10 and inverter is carried over modbus TCP/IP via ethernet cable CAT6 FTP.

Max cabinets per CM10: ∞

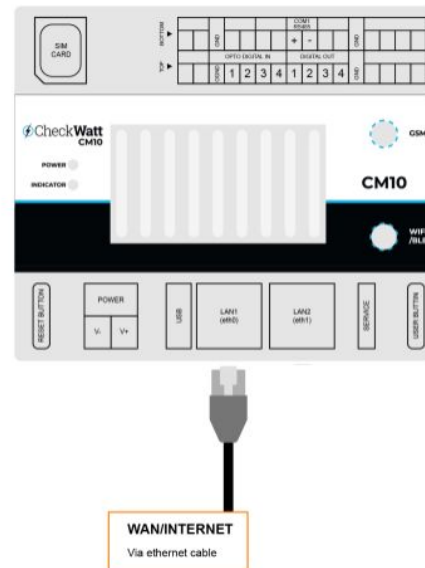


Installation: Internet connection and communication

Connect the WAN (Ethernet cable) between the property's router* and **LAN 1 (eth0)** on the CM10 for internet connection to the CM10.

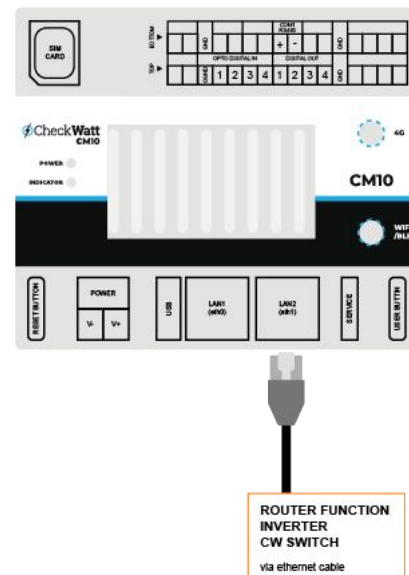
* or other network equipment such as PLC-modem, wifi-repeater or network switch.

NOTE! LAN 1 and LAN 2 must not be mixed up as they have different functions.



Connect the LAN (Ethernet cable) to **LAN 2 (eth1)** on the CheckWatt CM10.

NOTE! LAN 1 and LAN 2 must not be mixed up as they have different functions.



Connect LAN2 ethernet cable to the Pixiis gateway.
The input port is marked **Ethernet**.

Note: The gateway resides on the inside of the door panel.

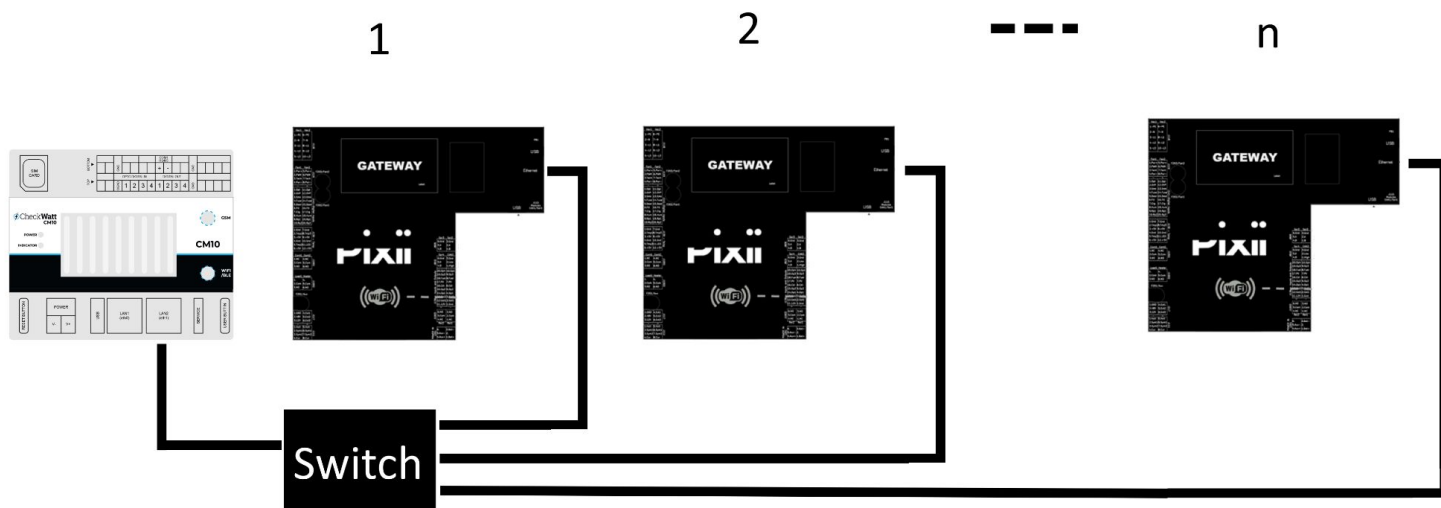


Inställningar

For communication to work, Pixii needs to configure the MQTT communication from their side. They must therefore be informed that the cabinet will be connected to CheckWatt so that they know what to do. Only when this is done can CheckWatt communicate with the facility.

Connecting several cabinets

A network switch is needed to establish a connection between the CM10s and all Pixii cabinets in the configuration.



Measurement battery power

For measuring power and frequency in the grid, a separate electricity meter needs to be installed. Depending on the size, direct meters or electricity meters with current transformers may be required. To see how these should be connected, check the instruction manual for CheckWatt CM10.

Perform a check of the CheckWatt CM10 according to the CheckWatt CM10 Installation Manual.

For questions, contact CheckWatt support at +46101886565 or support@checkwatt.se